



Unit 5A at Station Street, Paarl, 7646

info@aliciabuckle.co.za | +27 (0) 83 993 9050 | www.aliciabuckle.co.za

CONTENTS

PART 1: INTRODUCTIONS


Introduction Letter to All Prospective Students	3
A Little Bit About Alicia Buckle	4 / 5
Selection of Student Work	6

PART 2: COURSES

Advanced Professional Makeup Artist	7
Basic Hairstyling	8

PART 3: KITS

The Makeup Kit	9
The Hairstyling Kit	9



INTRODUCTION LETTER

Dear Student,

Thank you so much for showing interest in my work and courses I present. I am very pleased and excited to notify you that in February 2022 after the huge success of **Buckle School of Make Up And Hair** the past 12 years, I will again be hosting the following courses:

1. Advanced Professional Make Up Artist Course
2. Basic Hair Styling Course

Each year I try to improve on the content I present and 2022 will be no different. My courses are designed specifically for students that are really passionate about this industry, but mostly have a love for make-up and hair styling. One of my philosophies is to learn, learn and keep on learning, and then, practice, practice and practice again. It would be my privilege to teach you everything I know about make up and how to integrate your own style and passion and what you love to do with the latest fashion trends, all from within my studio in Paarl.

Together we will kit you with the necessary “tools” to start your own make up business and in order to gain valuable experience, each student will have an opportunity to shadow me on one of either my bridal occasions or any other similar fashion shoot or the like.

I will try to support your journey in your t new adventure as much as I possibly can, and will also invite you to my yearly workshop(s) to keep you up to date as best possible.

We are also very excited to inform you, that we have applied for and met all the necessary requirements to become an ITEC approved Centre. We have been granted ITEC registration, conditional to a successful inspection of our Premises by an ITEC examiner in 2018.

We are internationally qualified through ITEC for Level 2 Certificate in Make-Up and the costs for this qualification will be confirmed in the year ahead. The students will receive course material & also have a few extra classes that they need to attend in order to do the Theory & Practical exam conducted by an ITEC examiner.

I believe in a personal touch and will therefore only accept a limited number of students to attend each of the courses. All students will be interviewed before their enrollment in the course.

Kindest regards,
Alicia Buckle





A LITTLE BIT ABOUT ALICIA

As a little girl I always played with make up, that cute Tinkerbel set was my chosen toolkit with which I created wonderful works of art. For as long as I can remember I loved color, crayons, pencils, paint and the like. I remember being praised for my ability to stay inside the lines.

FEATURED IN

Wedding
Inspirations

SARIE
BRUID

MY WEDDING DAY
THE BLOG

Léef
mag. hary & stel

FAIRLADY

DEKAT

the
pretty
blog

DRUM
THE BRIDAL BLOG

HUIS
genoot

I've always been creative, very much a right brain thinker. Most of my playtime was spent in the hair salon of my mother who allowed me to absolutely explore the creative side of me. After studying skincare and working in a skin care salon, I realized that my one and only passion would always be make up. I am proud to say that the last 12 years in the industry has been a wonderful and fulfilling journey. I am exactly where I belong, and happy to inspire you on your road to becoming a make up artist.

I have been privileged to do a live make over on RSG, worked with wonderful people and events such as The Miss SA finalists, Mrs. South Africa, Mrs. Universe finalist, Play Boy red carpet events etc. I have been a judge at make up events at CTICC and have worked with celebrities such as Danny K, Chane de Kock, Andriette Norman, Minki vd Westhuizen, Aleit Swanepoel, Sasha Lee, Vicky Davis, Jack Parow and Christine Meintjes, to name a few.

I worked with magazines such as Leef, Sarie Bruid, Ana, Cacoon London, Goeie Huishouding, Wedding inspiration, Drum Weddings, My wedding day, De Kat, Huisgenoot and Fairlady Bridal magazine.

I made my television appearance debut on Pasella and Bruilof on Kyknet. I was also the skin lecturer at Isa Carstens Academy in Stellenbosch and taught make up for about 4 years. My love, passion, as well as the industry in which I eventually gained the most experience in, still remains bridal and special occasion make up.

I always dreamt about beautifying people, making a difference in people's lives... I'm living my dream! Every day! I made my hobby my paycheck! I am able to supplement my income, and have more






control over my schedule, my time and my earnings. I can do this for the rest of my life, and still have my family.

I'm married for 13 years; I love my husband, our dogs Bismarck and Lucy. And we are so in love with our two boys of 7 years & 4 years.







I thank God for every opportunity, for every booking, for every client and for every student. I thank and give all the glory to Him, for helping me each day, for holding my brushes, and for giving me the knowledge to see what my client's needs are.

I am so excited to be part of your amazing journey!

For more information, please feel free to also visit www.aliciabuckle.co.za



SELECTION OF STUDENT WORK



**COST****R36 300**

Cost includes manual, brush set and the free usage of my own class make up, products during the course. You need to provide your own false lashes. This does not include your make up kit.

COURSE DURATION**6 Months****CLASS TIMES****Tues & Thurs****9:30- 14:00****COURSE 1****ADVANCED PROFESSIONAL MAKEUP ARTIST****THE COURSE INCLUDES:**

- An all-round understanding of the preparation of your working environment, treatment area, tools, materials, clients and self. Also an understanding of make up kits and essential tools.
- An advanced course in brow shaping, covering waxing, tinting, face shape and brow analysis and brow threading.
- An in depth understanding of the structure and function of the skin. How to do a good skin analysis before starting with your make up application and what products are the best for your clients. Also the knowledge to advise your client for future skin care products and treatments.
- An in depth understanding of the different types of make up, make up applications, make up products, its advantages and disadvantages.
- The use of specialized lighting, corrective make up for all face shapes and skin types and skin imperfections. Colour Theory – choosing the correct colour for your client and the colour wheel.
- Topics of neutralizers, concealers, foundation and powder. Also blusher, lip liner and lipstick. Different eye shades, different eye shadow applications and corrective application. We shall examine techniques and all aspects of the eyes in detail.
- Make up techniques such as day - / evening - / special occasion
 - o / bridal - / mature / ethnic skin and Asian application / false lashes application (individual & strip lashes top and bottom) / the history of make up, period make up (the years 1920, 1930, 1940, 1950, 1960, 1970) / make up for magazines / make up for television / make up for fashion shows / art on the face / different eye make up application (i.e. long eye, cat eye, Cleopatra, smoky, classic, leopard eyes and the like). Men's grooming.
- Business Management such as how to get yourself "out there" and how to become established as a freelance make up artist. We will finish with some career ideas.

**COST**

R11 000

Cost includes manuals and all hair product usage during this course.

COURSE DURATION

4 Months

(class 1 x per week)

CLASS TIMES**Wednesdays**

9:30 - 16:00

COURSE 2**BASIC HAIRSTYLING**

As a make up artist, you can significantly increase your earning potential by offering hairstyling as an added service. This added expertise works especially well when attending to weddings, special events and photo shoots.

THE COURSE INCLUDES:

- The fundamentals of hair styling (the basic knowledge and skills that will allow you to maximize your creativity, boosting your confidence on sets, shoots, events and weddings).
- Product knowledge (hairspray, mouse, styling cream, volume liquid, thickening spray, gel, silicon, hair wax).
- Hair equipment (blow dryer, straightener i.e. ghd, hot curlers, curling tongs, wand, hair crimpers, all different kinds of blow dry brushes, flat brush, combs).
- Accessories (clips, pins, grips, nets, brooches).
- Preparations (sectioning of the hair, blow drying long hair, short, mid length, including finger blow drying, correct use of the curling tongs and different types of curls, setting of hair, correct use of a wand, pin up curls, velcro rollers, how to make use of hot curlers, correct use of straighteners i.e. ghd, adding hair pieces and working with extensions).
- Hair styles (correct teasing, buns in various forms, fashion ponytails, knots & twists, plaits – French / fishbone, bridal hair, fashion styled hair).

PLEASE NOTE

This course is not a hairdresser course, but a hairstyling course. This course includes basic hair cutting but no colour of hair. You will be a specialist in doing any hairstyling for any occasions.

DIFFERENT KITS

Kits are optional and according to your own budget. During my course you will not need your own make up kit. You will need a kit, when you are ready to see your own clients. During the course you can let me know when you are ready to buy your kit, (I will order the kit from Mac head office, and it will take about 4 weeks to arrive, you will also make this payment directly into their account unless we have made another arrangement). The make up kit consists of different products I truly believe in, have been tried and tested and approved over the 12 years of being in the industry. I also use these products in my personal kit.



THE MAKE UP KIT

R10 000 - R17 000

- Skin Primer
- 4 – 8 lippies
- 5- 9 Matt Foundations
- Lip liners
- 3 Dewy Foundations
- Eyeliners
- 3 x stick foundations for dark skin
- Setting spray
- 12 Concealers
- Lash glue
- 1 – 3 Powders
- 1 - 2 Highlighters
- 3 Blushers
- Eye shadow Pallets
- Under eye highlighter
- Aluminum kits
- 1 - 3 Eye primers
- Lash curler
- 30 Eye shadows
- Tweezer
- 1 - 3 Pigments
- Eye shadow pallet
- Liquid liner
- 1 - 3 Extra Brushers
- 1 – 3 Powders
- Contouring pallet



HAIRSTYLING KIT

R4000 - R8000

- Hair doll and clamps
- Parlux Hair dryer
- GHD flat iron
- Curling wand
- Blow dry brushes 5/6
- Teasing comb
- Crocodile clips x 6
- Pin up curls
- Bobby grips: blond/brown/black
- Mirror
- GHD Hair spray
- GHD Heat protector
- Hairstyling bag

If you would like to enroll for any one of our courses,
please let us know, and we will send you our
application form and deposit amount needed to secure
your seat. Look forward hearing from you!

Warmest regards,
Alicia Buckle



Unit 5A at Station Street, Paarl, 7646

info@aliciabuckle.co.za | +27 (0) 83 9939 050 | www.aliciabuckle.co.za